



**Pelagia Research
Library**

Pelagia Research Library

Der Chemica Sinica, 2013, 4(4):62-67



**Pelagia Research
Library**
ISSN: 0976-8505
CODEN (USA) CSHIA5

Kinetic study of oxidation of schiff bases: Part-IV. 5-Chloro-2-hydroxy-4-methylacetophenone-4'-chloroanil by Ce(IV) in acidic medium

Hemant A. Mahajan*, C. J. Patil, C. A. Nehete and S. B. Salve

Department of Chemistry, Smt. G. G. Khadse College, Muktainagar, Jalgaon, MS, India

ABSTRACT

Oxidation of schiff base and its kinetics has been studied by Ce^{+4}/Ce^{+3} redox system in aqueous sulphuric acid medium. The order of reaction with respect of Ce (IV) as well as schiff base was found to be one. A plot of k_1^{-1} vs $[CHMA4CA]^{-1}$ was linear with an intercept on the rate axis which suggests the formation of an equilibrium complex between the reactants prior to the rate determining step. The effect of different salts viz. KCl, NaCl and NH_4Cl , the ionic strength, temperature and solvent on the rate of reaction have also been studied. The thermodynamic parameters viz. ΔH , ΔG , ΔS , activation energy, ΔE and frequency factor, "A" were also evaluated for the present oxidation process. On the basis of experimental data a possible mechanism is suggested for the oxidation of CHMA4CA.

Key words: 5-Chloro-2-hydroxy-4-methylacetophenone-4'-chloroanil(CHMA4CA), Ceric sulphate, oxidation, mechanism, kinetics and thermodynamics.

INTRODUCTION

Schiff bases of acetophenone are of importance in many fields of chemistry. Recently, Schiff bases from varied acetophenone derivatives are reported in the literature[1-2]. The thermal characteristics i.e TGA-DSC data has also been reported[3] for the complexes prepared from aromatic ketonic derivative. The kinetic study of several organic substances has been well investigated by using Ce (IV) \rightarrow Ce (III) redox system[4-6]. Also the studies on oxidation of schiff base by ceric sulphate in sulphuric acid medium are reported[7-8]. Recently, we have reported[9-10, 12] the kinetic study of the keto-substituted-anils by Ce(IV) \rightarrow Ce(III) redox couple. Our present communication deals with the kinetic study of schiff base, CHMA4CA, by ceric sulphate in acidic medium.

MATERIALS AND METHODS

Experimental: All the chemicals and reagents used were of synthetic and AR grade respectively. The schiff base (CHMA4CA) was prepared from 5-Chloro-2-hydroxy-4-methylacetophenone (CHMA) and 4-Chloroaniline(4CA) as per the previously reported[9-10]. It was then purified by recrystallization using ethanol and ascertained by TLC indicated single spot product. Stock solutions of ceric sulphate and ferrous ammonium sulphate were prepared as per method reported[11].

Kinetic measurements: Oxidation of substrate i.e CHMA4CA, and its kinetics was carried out as per the method reported[9-10, 12].

Method of calculations of the rate constant

The calculations were carried out as per the method reported earlier [10].

RESULTS AND DISCUSSION

Effect of substrate: To evaluate the order of reaction with respect to substrate, (CHMA4CA) the titrations were carried out at different concentrations of the substrate. The concentrations of oxidant and sulphuric acid were kept constant. The temperature was maintained at 298 K. The results are recorded in Table 1.

Table-1: Effect of concentration of Schiff base (CHMA4CA) on oxidation process by Ce(IV) in aq. H₂SO₄ at 298 K
[Oxidant] = 2.40 x 10⁻² M Ionic strength = 0.288 (KCl)

[CHMA4CA] x 10 ⁻³ M	k ₁ x 10 ⁻⁴ sec ⁻¹ (Average)	k ₂ X 10 ⁻¹ mole ⁻¹ sec ⁻¹
0.9615	1.6018	1.6658
0.8650	1.3953	1.6123
0.7690	1.3051	1.6966
0.5770	1.0984	1.9039
0.3850	0.9346	2.4299

The k₁ values are found to be directly proportional to concentration of schiff base studied indicating that reaction follows first order kinetics with respect to Schiff base, CHMA4CA and are in the range of 0.9346 x 10⁻⁴ sec⁻¹ to 1.6018 x 10⁻⁴ sec⁻¹. The values of k₂ (Second order constant), calculated from k₁ / [CHMA4CA], are practically constant which also proves first order dependence of reaction on the Schiff base. Fig. 1 shows the plot of k₁⁻¹ vs [CHMA4CA]⁻¹ which is linear making an intercept on rate axis indicating formation of equilibrium complex between Ce (IV) and CHMA4CA. Observed results and nature of curve is in concurrence with earlier[9-10, 12] reports.

Effect of oxidant: In order to determine the order of a reaction with respect to oxidant, the reaction was studied at different concentration of the oxidant while keeping (Fig. 2) all other parameters constant. The reaction follows first order kinetics with respect to Ce (IV). The k₁ values are given in Table 2 and ranges from 1.3812 x 10⁻⁴ sec⁻¹ to 2.4353 x 10⁻⁴ sec⁻¹. The value of k₁ decreases with increase in concentration of oxidant which is contrary to our expectation. The results and nature of curve observed is in concurrence with earlier[9-10, 12] reports. This fact shows the formation of an equilibrium complex between the reactants prior to the rate determining step. A plot of k₁ against [Ce(IV)]⁻¹ is linear with an intercept on the rate axis provides a positive evidence for the formation of complex (Fig. 2)

Table-2: Effect of concentration of oxidant on CHMA4CA oxidation process by Ce(IV) in aq. H₂SO₄ at 298 K
[CHMA4CA] = 0.9615 x 10⁻³ M Ionic strength = 0.288 (KCl)

[Oxidant] x 10 ⁻² M	k ₁ x 10 ⁻⁴ sec ⁻¹ (Average)
1.440	2.4353
1.920	2.1131
2.403	1.7029
2.880	1.3812

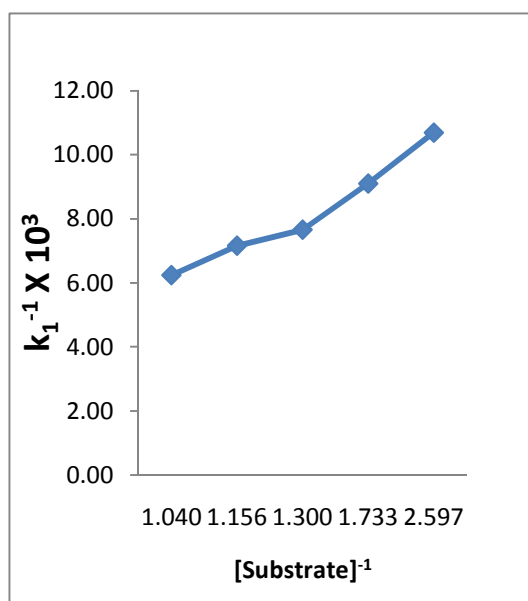


Fig.1: The plot of k₁⁻¹ vs [CHMA4CA]⁻¹ i.e [substrate]⁻¹

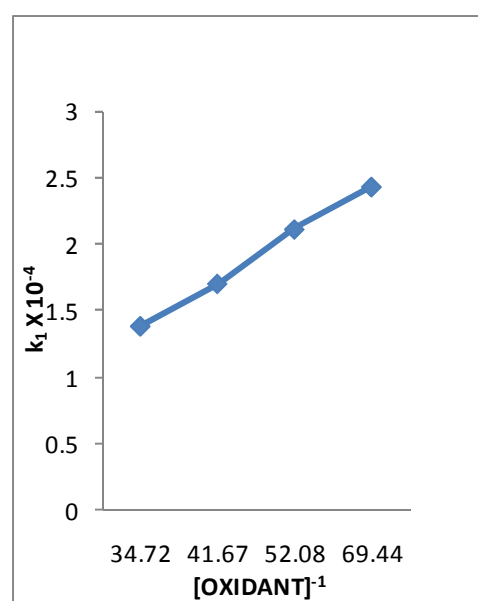


Fig.2: A plot of k₁ against [Ce(IV)]⁻¹ i.e [oxidant]⁻¹

Effect of ionic strength: The reaction was carried out at five different values of ionic strength for each studied salt and at a constant temperature of 298 K. The concentrations of sulphuric acid, oxidant and substrate were kept constant. The ionic strength of the solution was varied separately with the addition of different salts viz. KCl, NaCl and NH₄Cl. The results are recorded in Table 3.

The k_1 value decrease with increase in ionic strength of the solution. Thus the retarding effect is observed on addition of potassium chloride salt and sodium chloride whereas this effect shows reversal in case of ammonium chloride. A plot of $\log k_1$ against $\sqrt{\mu}$ is a straight line with negative slope (Fig. 3) indicating that the rate determining step of reaction probably involves the ions of opposite charges. Similar results were reported for the oxidation of Schiff bases from this laboratory[9-10, 12].

Table-3: Effect of ionic strength on oxidation of CHMA4CA by Ce(IV) in aq. H₂SO₄ at 298 K
[H₂SO₄] = 2.0 N

[Oxidant] = 2.40 x 10 ⁻² M		[CHMA4CA] = 0.9615 x 10 ⁻³ M				
Salt	Ionic strength →	0.288	0.303	0.318	0.333	0.348
KCl	$k_1 \times 10^{-4} \text{ sec}^{-1}$	1.6039	1.4362	1.2873	1.1681	1.0562
NaCl	$k_1 \times 10^{-4} \text{ sec}^{-1}$	1.5838	1.4502	1.3373	1.2337	1.1547
NH ₄ Cl	$k_1 \times 10^{-4} \text{ sec}^{-1}$	1.5919	1.7378	1.8716	1.9654	2.0561

Effect of cation size: Reaction was carried out using three different electrolytes having different cation in acidic medium. Rate increases with increase in the size of cation and decreases with decrease in the size of cation of the electrolyte.

Effect of medium: The reaction was carried out at five different concentration of sulphuric acid keeping all other parameters constant. The values of k_1 are tabulated in Table 4. The graph of k_1 vs [H₂SO₄]⁻¹ is depicted in Fig. 4 and the values ranges from 1.4200 x 10⁻³ sec⁻¹ to 1.8859 x 10⁻³ sec⁻¹.

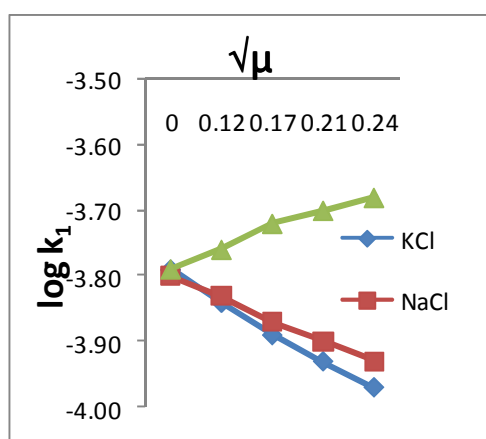


Fig. 3: The plot of $\log k_1$ against $\sqrt{\mu}$.

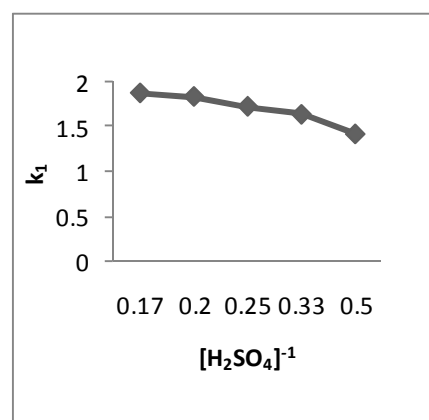


Fig. 4: The graph of k_1 vs [H₂SO₄]⁻¹

The results of Table 4 indicate that k_1 increase with increase in concentration of sulphuric acid which is due to the unhydrolysed Ce (IV) species[9-10, 12-13] in this reaction.

Table-4: Effect of solvent, H₂SO₄ concentration on the oxidation reaction of CHMA4CA by Ce(IV) at 298 K
[Oxidant] = 2.40 x 10⁻² M Ionic strength = 0.288 (KCl)

[H ₂ SO ₄] N	2.0	3.0	4.0	5.0	6.0
$k_1 \times 10^{-3} \text{ sec}^{-1}$	1.4200	1.6417	1.7352	1.8429	1.8859

Effect of temperature:

The kinetic parameters (rate constants) were determined at 298K, 303K, 308K, 313K, 318K and 323K, at constant [CHMA4CA] = 0.9615 x 10⁻³ M, in 2.0 N H₂SO₄ and the results obtained are tabulated in Table 5. The second order rate constant (Table 1) depends on the reaction temperature[14]

The thermodynamic parameters viz. energy of activation (ΔE) is determined from the graph of $\log k_1$ vs 1/T (Fig.5). Various thermodynamic parameters such as energy of activation (ΔE), enthalpy of activation (ΔH), free energy of activation (ΔG), entropy of activation (ΔS), and frequency factor (A) were calculated and are given in Table 5.

Table-5: Determination of kinetic and thermodynamic parameters for oxidation of CHMA4CA by Ce(IV) in aq. H₂SO₄
 [Oxidant] = 2.40 x 10⁻² M [CHMA4CA] = 0.9615 x 10⁻³ M
 [H₂SO₄] = 2.0 N Ionic strength = 0.288 (KCl)

Temp.(K)	k ₁ x 10 ⁻⁴ sec ⁻¹	[‡] ΔE in KJ /mole	ΔH in KJ /mole	ΔG in KJ /deg/mole	ΔS KJ /mole	A, sec ⁻¹
298	1.6018	19.8413	17.4010	93.7027	-257.2165	10.92
303	1.9146		17.3555	94.9910	-256.9581	
308	2.1983		17.3140	96.2893	-256.6084	
313	2.4768		17.2724	97.5628	-256.2885	
318	2.7708		17.2308	98.6387	-255.9369	
323	3.1177		17.1893	100.1208	-255.7018	

[‡]Note: From Graph, ΔE = 19.8747 KJ/mol, which approximately matches to the experimental values.

The thermodynamic parameters such as (ΔH) and (ΔS) are important in controlling the rates of reaction. The low values of (A) and negative value of (ΔS) indicate the formation of a more rigid activated complex between Ce(IV) and CHMA4CA is less probable and rate is slower. The negative value of entropy indicates that there is formation of rigid transition state. Relatively small values of (ΔH) and negative value of (ΔS) are consistent with the reaction which generally proceeds through highly organized transition state[15].

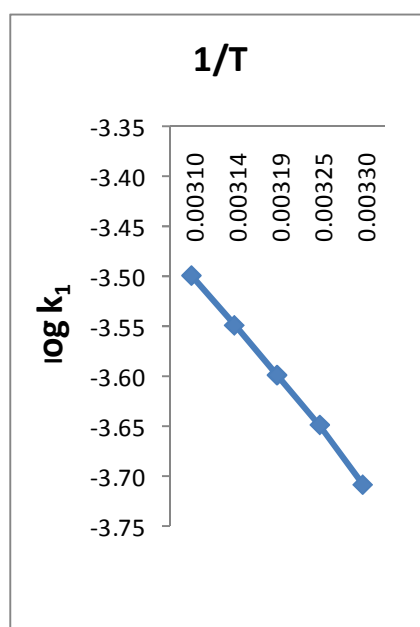


Fig.5: The graph of log k₁ vs 1/T

If both the reactants are likely charged, the charge density on the surface in the transition state will be more and hence there can be increase in solvation leading to a negative (ΔS) value[16]. This observation is supported by our earlier report[9] by the oxidation of schiff bases by using the same reagent.

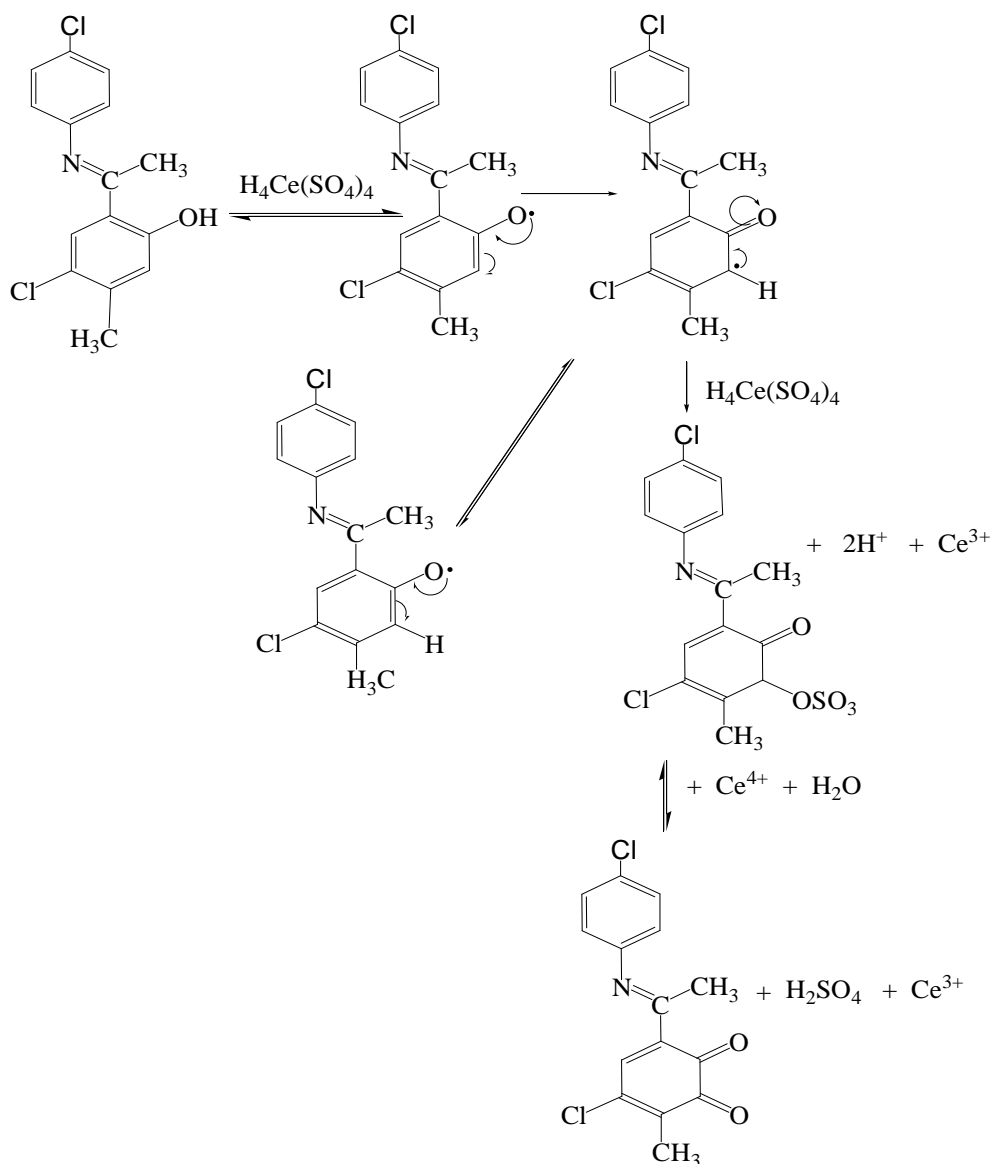
Mechanism of the Oxidation of the Schiff base under study:

On the basis of the data obtained, the mechanism of the oxidation of a schiff base by Ce(IV) may be given below:



which is similar to our earlier report[9, 12] in case of the similar compounds by Ce(IV).

The species of cerium complexes in sulphuric acid has been widely investigate [6, 8, 17-20]. The isolation of number of cerium (IV) complexes from sulphuric acid has been earlier reported [9-10, 12]. the existence of ceric sulphate coupled with the fact that cerium in solution is present only as complex anion, suggests that ceric sulphate exists as the complex sulphatoceric acid[18], H₄Ce(SO₄)₄ which must be reactive species in the reaction and the action of it, on the substrate may be a rate determining step[20-21]. Specifically the possible mechanism of oxidation of the CHMA4CA may be written as given in **Scheme-1**.



Scheme-1

The kinetics of oxidation of 2-Hydroxy-naphthalidene-anil and its substituted derivatives in the aniline part have been studied in aqueous sulphuric acid medium by Ce^{4+} to Ce^{3+} and reported the similar type of the reaction mechanism[10, 12, 22].

CONCLUSION

This study can be extended, to study the varied drug intermediates and pharmaceutical actives and important substances involving similar functional groups and based on the experimental data reaction mechanism can be asertain.

Acknowledgements

Authors are thankful to Management, The Muktainagar Taluka Education Society, Muktainagar and Principal, Smt. G. G. Khadse College, Muktainagar for valuable assistance in performing some of the experiments reported in this paper and giving constant motivation and encouragement for research activities in the college.

REFERENCES

- [1] Patil S, Kamble R, Hese S, Achaya A, Dawane B, Kote J, Gachhe R, *Der Pharmacia Sinica*, **2013**, 4(2), 171.
- [2] Modh P, Pandya vD, *Der Chemica Sinica*, **2012**, 3(3), 663.
- [3] Sakhare M, Khillare S, Lande M, Arbad B, *Advances in Applied Science Research*, **2013**, 4(1), 94.
- [4] Ross S, Swam C, *J Am Chem Soc*, **1947**, 69, 1325.

- [5] Shorter J, Hinshelwood C, *J Chem Soc*, **1950**, 3276.
- [6] Yadav R, Bhagwat W, *J Ind Chem Soc*, **1961**, 41, 389.
- [7] Singh B, Pal V, Singh N, Kansal B, *J Ind Chem Soc*, **1990**, 67, 507, 992.
- [8] Pol U, Dodwad S, Shaikh M, *Bull Pure and App Sci*, **1994**, 13(C), 31.
- [9] Mahajan Hemant A, Waghulde G P, Patil C J, *Asian J Chem Envir Res*, **2012**, 5(1-2), 15.
- [10] Mahajan Hemant A, Patil C J, Nehete C A, *Ind. J. Chem,-Sec A*, (**2013** commun)
- [11] Vogel AI, *A Textbook of Quantitative Inorganic Analysis*, Longmans, Green and Co Ltd, London, 3rd Edition, **1961**, pp 316.
- [12] Mahajan Hemant A, Patil C J and Salve S B, *Der Chemica Sinica.*, 4 (3) (**2013**) 126.
- [13] Hardwick T, Robertson E, *Can J Chem*, **1951**, 29, 828.
- [14] Shettar R, Nandibewoor S, *Int J Chem Soc*, **2004**, 2(3), 419; Singh R, Kumar K, *Int J Chem Sci*, **2004**, 2(1) 52.
- [15] Bruce M, *J Phy Chem*, **1964**, 68, 1369.
- [16] Khan M, Singh S, Gupta H, Singh P, *Asian J Chem*, **2003**, 14(2), 595.
- [17] Sankhla P, Mehrotra R, *J Inorg Nucl Chem*, **1972**, 34, 3781.
- [18] Jones E, Soper F, *J Chem Soc*, **1935**, 802.
- [19] Kansal B, Singh N, Singh H, *J Ind Chem Soc*, **1978**, 55, 304, 618.
- [20] Singh J, Sirohi S, Miss Aishwati, *J Ind Chem Soc*, **1987**, LXIV, 440.
- [21] Pol U, Yamgar R, Dodwad S, *Asian J Chem*, **1997**, 58.
- [22] Sankhe S, Yamgar R, Pol U, *Asian J. Res. Chem*, **2011**, 4(12), 1861.